

Winter Hat & Mittens










preschool math pack

Color and
Black & White
versions
included!



















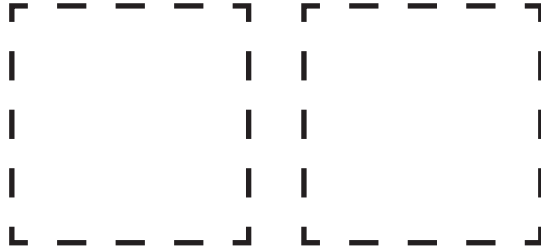
Missing Gloves

Directions: Write the missing number on the gloves to complete the number sequence.











5's Hat Sequencing

Directions: Cut out the hats at the bottom of the page. Glue them in the correct space.




Winter Patterning

Directions: Cut out the hats and mittens on the bottom of the page.
Glue them in the correct space to complete the pattern.



What's the Color?

Directions: Recognize the number, color word and winter clothing.
Find that many hats or mittens and color them according to the color word.




3

YELLOW



4

ORANGE




5

BLUE



6

RED




2

PURPLE



1


GREEN




Number Tracing

Directions: Trace the number word then color in the correct number of hats or mittens.


seven




eight




nine




ten



eleven













twelve




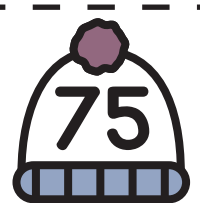







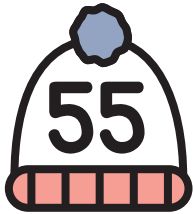

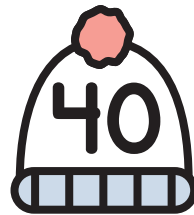
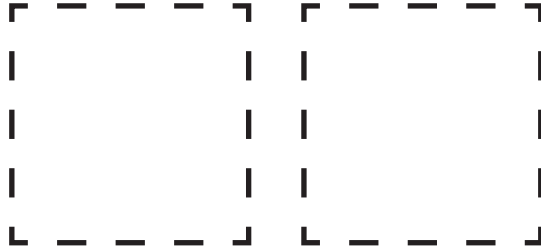
Missing Gloves

Directions: Write the missing number on the gloves to complete the number sequence.





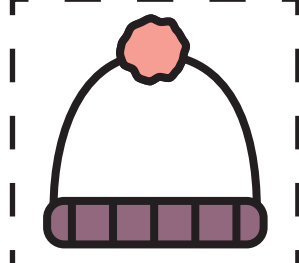
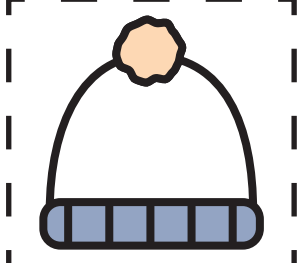

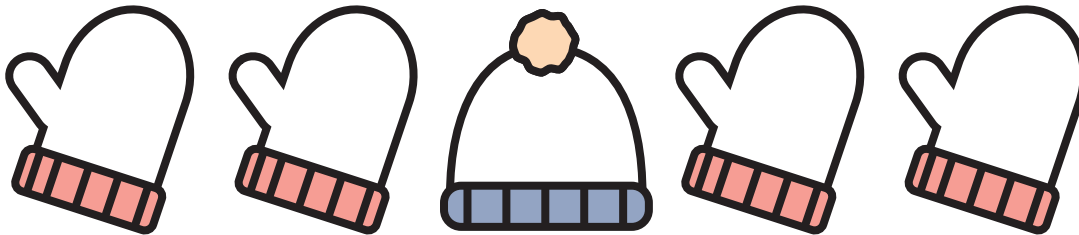
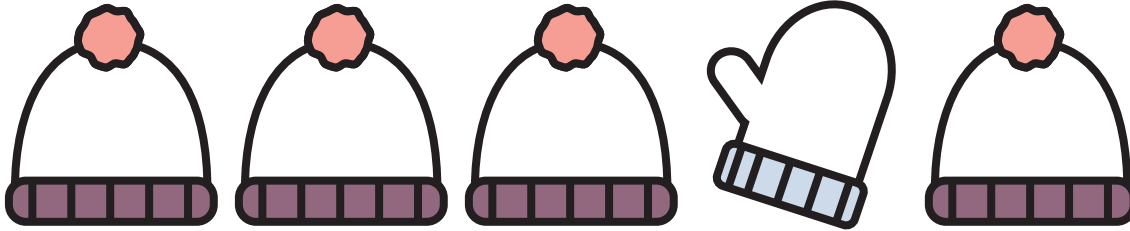
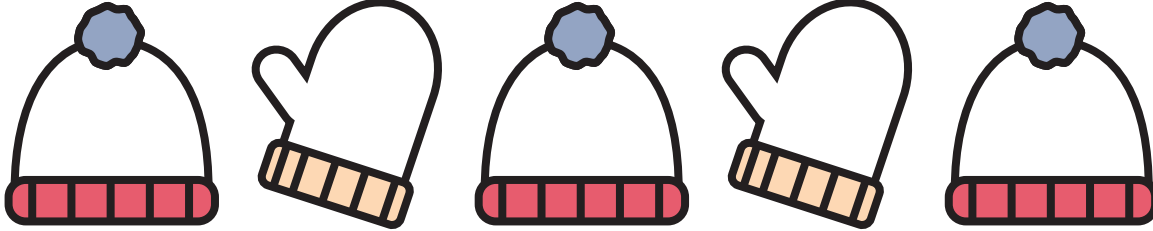
5's Hat Sequencing

Directions: Cut out the hats at the bottom of the page. Glue them in the correct space.




Winter Patterning

Directions: Cut out the hats and mittens on the bottom of the page.
Glue them in the correct space to complete the pattern.



What's the Color?


Directions: Recognize the number, color word and winter clothing.
Find that many hats or mittens and color them according to the color word.



3
YELLOW




4
ORANGE



5
BLUE




6
RED



2
PURPLE



1
GREEN



Legal stuff

Copyright © kidsactivityzone.com

Images Copyright © 2020 by mandymoosedesigns.com

All rights reserved. No part of this publication may be reproduced, distributed, or transmitted in any form or by any means, including photocopying, recording, or other electronic or mechanical methods, without the prior written permission of the publisher, except in the case of brief quotations embodied in critical reviews and certain other noncommercial uses permitted by copyright law. For permission requests, write to the owner.